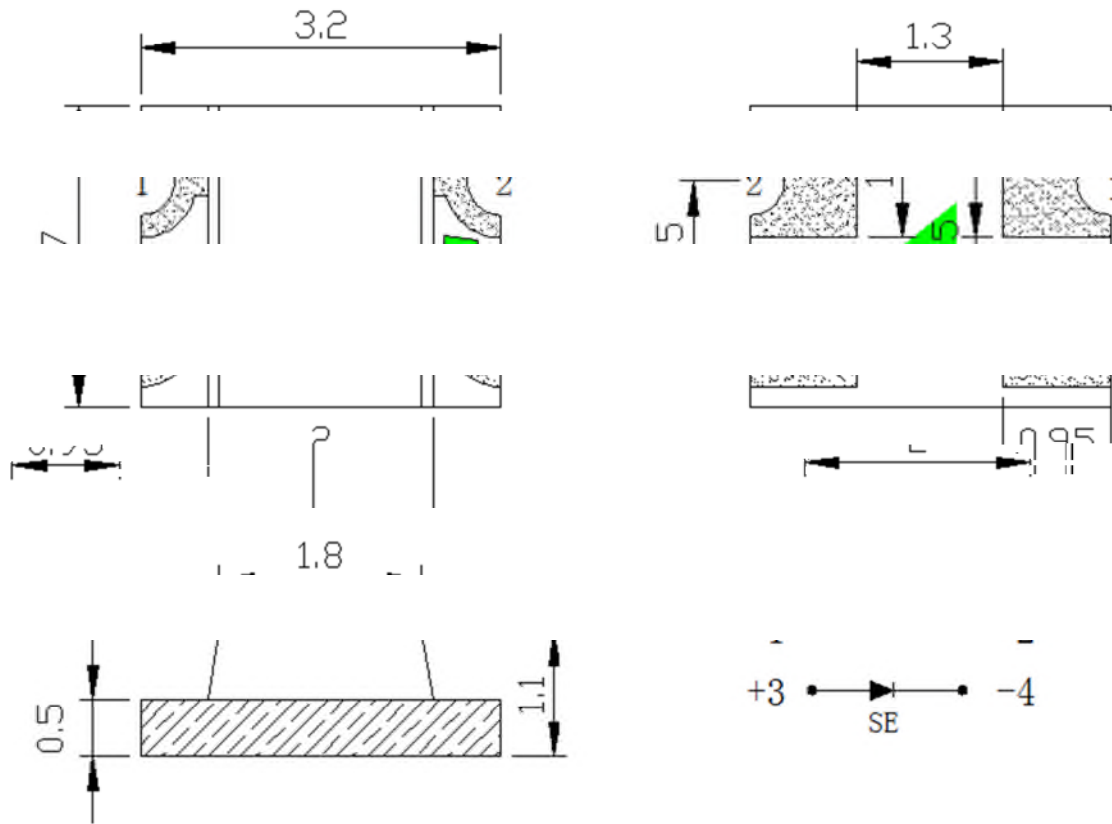




### Features

- ◆ Pb free product—RoHS compliant
- ◆ Low power consumption, High efficiency
- ◆ Reliable and rugged
- ◆ Long life = solid state reliability

### Package Dimension



Part NO.	Lens Color	Source Color
SL-T3227GOC020-L110	Water Clear	Yellow Green/Orange

**Notes:**

1. All dimensions are in millimeters.
2. Tolerance is ±0.10mm unless otherwise noted.
3. Specifications are subject to change without notice.




## Absolute Maximum Ratings at Ta=25

Parameter	Yellow Green	Orange	Unit
Power Dissipation	78	78	mW

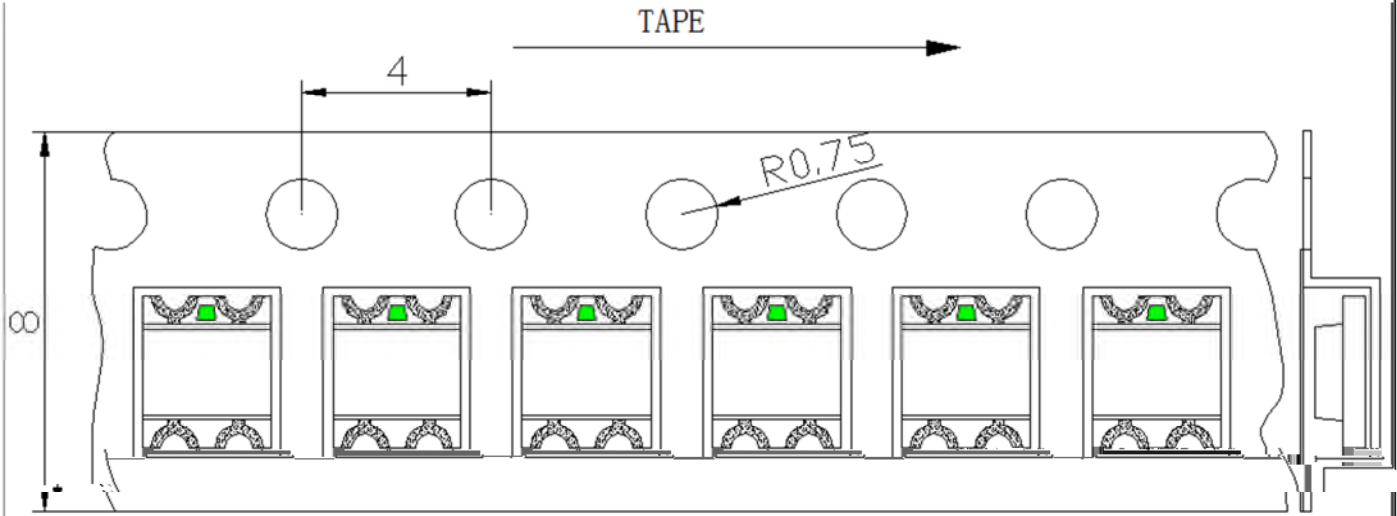
### Electrical Optical Characteristics at Ta=25

Parameter	Symbol	Color	Min.	Typ.	Max.	Unit	Test Condition
Luminous Intensity	I <sub>v</sub>	Yellow Green	30	---	70	mcd	I <sub>F</sub> =20mA
		Orange	70	---	150	mcd	I <sub>F</sub> =20mA
		---	---	120	---	Deg.	(Note 2)
Peak Emission Wavelength		Yellow Green	---	575	---	nm	I <sub>F</sub> =20mA
		Orange	---	610	---	nm	I <sub>F</sub> =20mA
		Yellow Green	568	---	574	nm	I <sub>F</sub> =20mA
		Orange	600	---	606	nm	I <sub>F</sub> =20mA
Spectral Line Half-Width		Yellow Green	---	15	---	nm	I <sub>F</sub> =20mA
		Orange	---	15	---	nm	I <sub>F</sub> =20mA



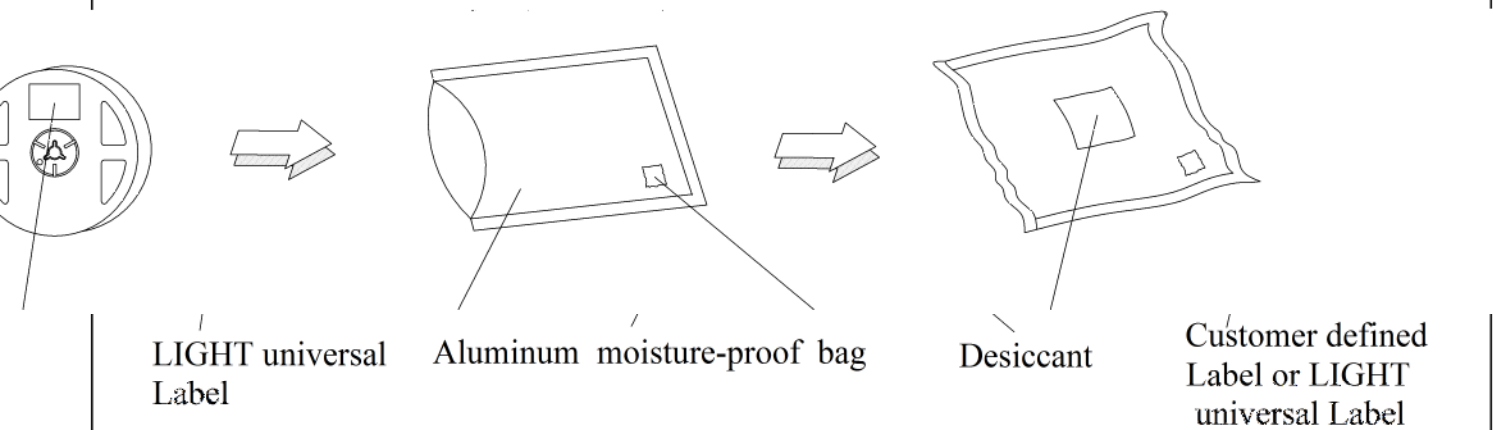


### Carrier Tape Specifications

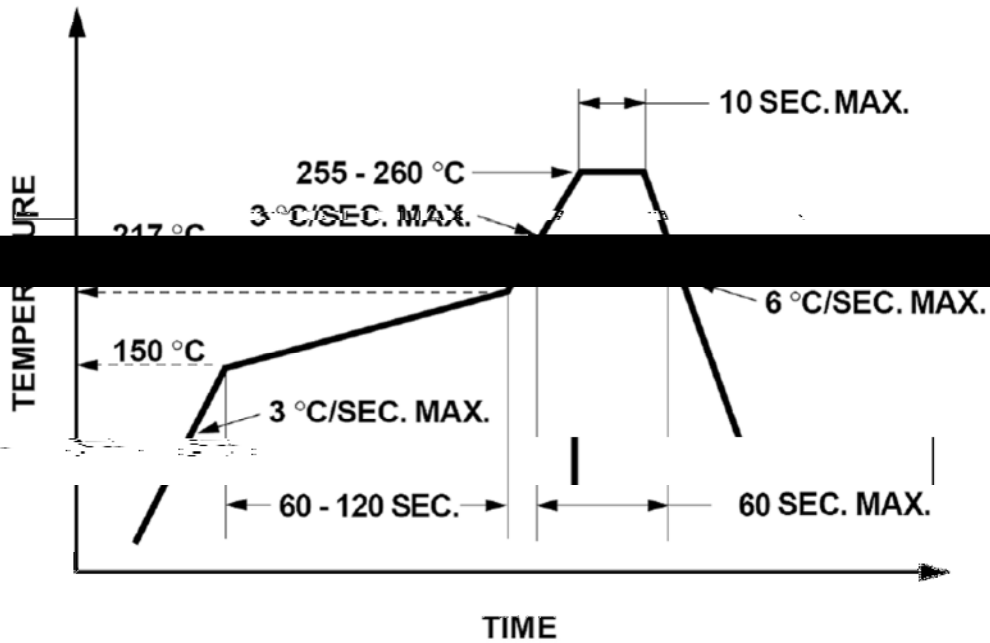


**Note:** Tolerance unless mentioned is  $\pm 0.2\text{mm}$ ; Unit = mm

### Moisture Resistant Packaging



REPAIR SHOULD NOT BE DONE AFTER THE LEDs HAVE BEEN SOLDERED. WHEN REPAIRING IS UNAVOIDABLE, A DOUBLE-HEAD SOLDERING IRON SHOULD BE USED (AS BELOW FIGURE). IT SHOULD BE CONFIRMED BEFOREHAND WHETHER THE CHARACTERISTICS OF LEDs WILL OR WILL NOT BE DAMAGED BY REPAIRING.



1. Reflow soldering should not be done more than two times.
2. When soldering, do not put stress on the LEDs during heating.

### Soldering iron

1. When hand soldering, the temperature of the iron must less than 300°C for 3 seconds.
2. The hand solder should be done only once.

### Repairing

Repair should not be done after the LEDs have been soldered. When repairing is unavoidable, a double-head soldering iron should be used (as below figure). It should be confirmed beforehand whether the characteristics of LEDs will or will not be damaged by repairing.

