



Absolute Maximum Ratings at Ta=25°C

Parameter	Red	Green	Blue	Unit
Power Dissipation	72	102	102	mW
Peak Forward Current ^{*2}	100	100	100	mA
Continuous Forward Current	30	30	30	mA
Reverse Voltage	5	5	5	V
Electrostatic Discharge (HBM) ^{*3}	4000	4000	4000	V
Moisture Sensitivity Level ^{*1}	5a			
Operating Temperature Range	-40 to + 85			
Storage Temperature Range	-40 to + 100			
Reflow Temperature	260 Max. for 10 Seconds Max.			

1. Storage and operating:

- (1). Storage requirements before vacuum bag opened: Temperature<30 , Humidity<65%RH;
- (2). Check air leakage and vacuum bag damage before opened. If there is any issue found, check the humidity indicator card immediately after bag opened:
 - a. If color changes on “10% circle” of the humidity indicator card only and not the circles of 20% and above, components can be used without additional handling;
 - b. If color changes on both 10% and 20% circles but not the circles of 30% and above, components must be dehumidified according to the conditions of bullet (5);
 - c. If color changes on 10%, 20%, and 30% circle or above, the product should be returned to the supplier for high temperature dehumidification;
- (3). After bag opened, manual soldering or reflow process must follow the following requirements:
 - a. Complete soldering / reflow within 24 hours;
 - b. Requirements of working environment: Temperature<30 , Humidity<60%RH;
- (4). If the working condition is outside (3)a requirement, the components must be dehumidified according to the conditions of bullet (5);
- (5). Low temperature dehumidification: temperature 60±5 , at least 24 hours;
- (6). Shelf life: 30 days. If it's over 30 days from the production date on the package label, the components must be dehumidified according to the condition of bullet (5). If customer is unable to dehumidify, return components to LIGHT for dehumidification.

2. Peak Forward Current:

&RQGLWRQIRULV,) 3 SXOH 3XQH: LGW P VDOG GXW

3. Caution in ESD:

Static Electricity and surge damages the LED. It is recommend to use a wrist band or anti-electrostatic glove when handling the LED. All devices, equipment and machinery must be properly grounded.

Electrical Optical Characteristics at Ta=25°C

Parameter	Symbol	Color	Min.	Typ.	Max.	Unit	Test Condition
Luminous Intensity	I _v	Red	230	---	430	mcd	I _F =20mA
		Green	1300	---	2200	mcd	I _F =20mA
		Blue	300	---	507	mcd	I _F =20mA
91HZ 1Q \$ QJΘ	1/2	---	---	120	---	Deg.	(Note 2)
Peak Emission Wavelength	S	Red	---	635	---	nm	I _F =20mA
		Green	---	515	---	nm	I _F =20mA
		Blue	---	465	---	nm	I _F =20mA
' RP LCDQW DYHΘDJW	G	Red	619	---	626	nm	I _F =20mA
		Green	516	---	526	nm	I _F =20mA
		Blue	464	---	475	nm	I _F =20mA
Spectral Line Half-Width	F	Red	---	15	---	nm	I _F =20mA
		Green	---	30	---	nm	I _F =20mA
		Blue	---	30	---	nm	I _F =20mA
Forward Voltage	V _F	Red	1.8	---	2.4	V	I _F =20mA
		Green	2.6	---	3.4	V	I _F =20mA
		Blue	2.6	---	3.4	V	I _F =20mA
Reverse Current	I _R	---	---	---	10	μA	V _R =5V

Note:

- Luminous intensity is measured with a light sensor and filter combination that approximates the CIE eye-response curve. Tolerance of Luminous Intensity: ±15%.
- 1/2 is the off-axis angle at which the luminous intensity is half the axial luminous intensity.
- 7KHGRP LCDQWZ DYHΘDJW' GLVGHUJYHG IURP WKH&, (FKURP DWFILWGLDJUDP DQG UFSUHQWVWKH single wavelength which defines the color of the device. Tolerance of Dominant Wavelength: ±1.0nm.
- Tolerance of Forward Voltage: ±0.1V.

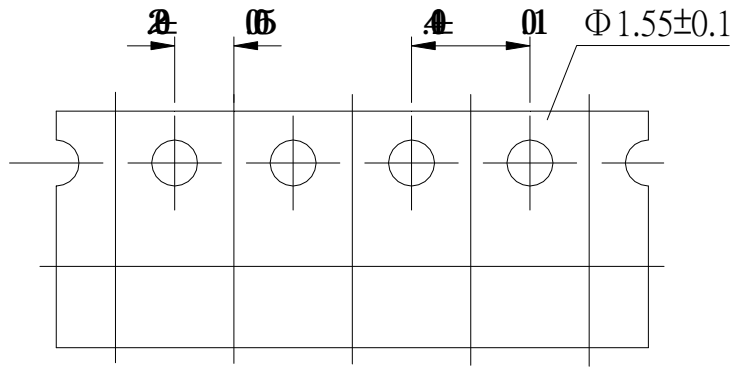


SHIRT!

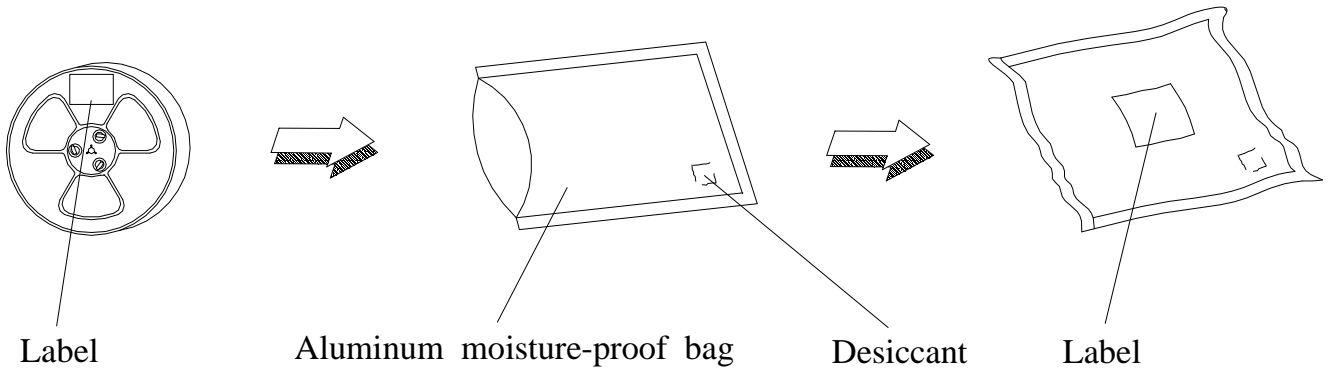


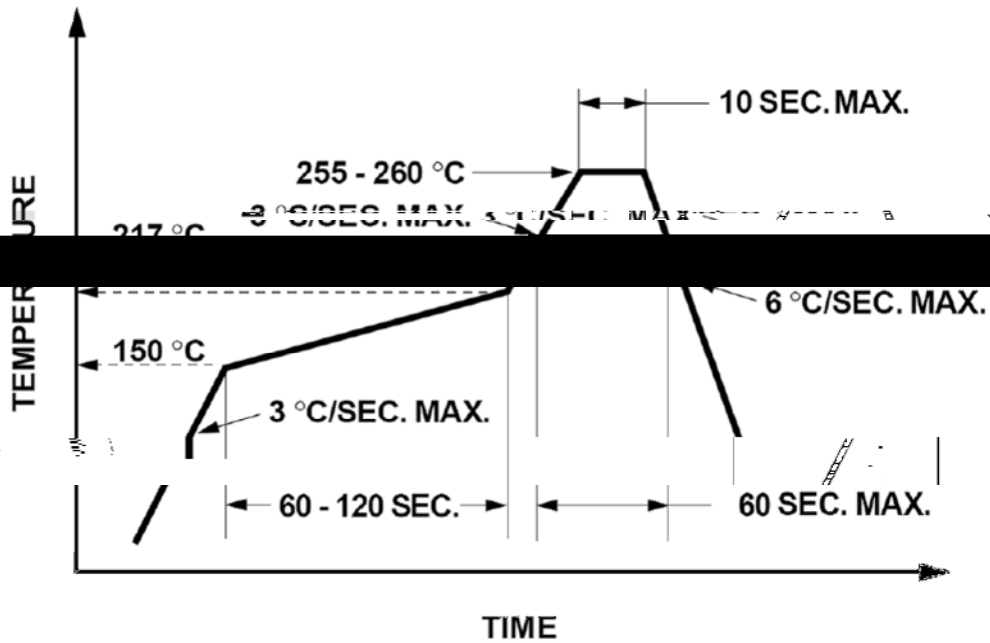
Carrier Tape Specifications (Loaded Quantity: 2000pcs/reel)

P r o g r e s s i v e



Moisture Resistant Packaging





1. Reflow soldering should not be done more than two times.
2. When soldering, do not put stress on the LEDs during heating.

Soldering iron

1. When hand soldering, the temperature of the iron must less than 300°C for 3 seconds.
2. The hand solder should be done only once.

Repairing

Repair should not be done after the LEDs have been soldered. When repairing is unavoidable, a double-head soldering iron should be used (as below figure). It should be confirmed beforehand whether the characteristics of LEDs will or will not be damaged by repairing.

