

## DATA SHEET

SPEC. NO. : SZ18051006  
DATE : 2018/05/10  
REV. : A/0

Approved By:

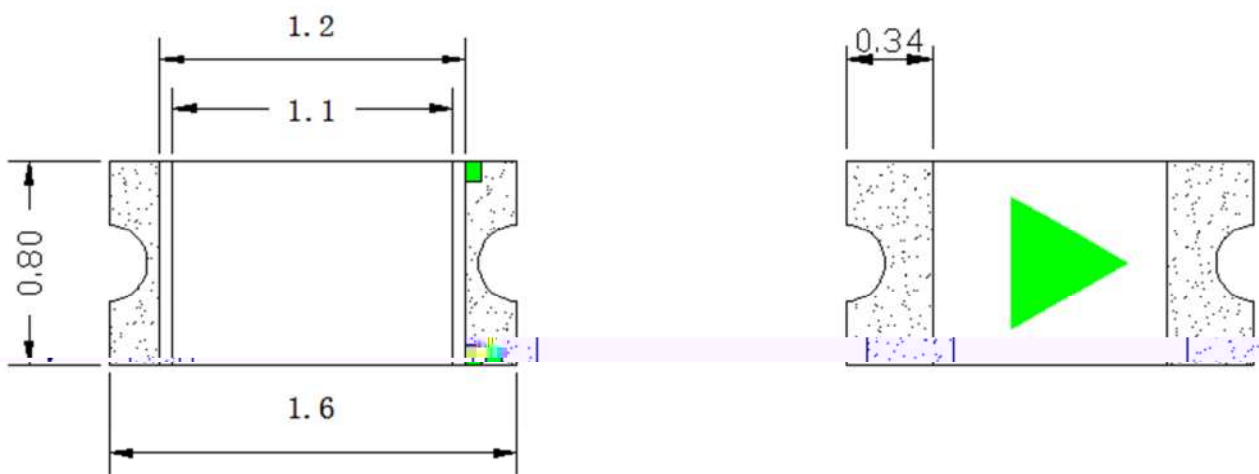
Checked By:

Prepared By:

### Features

- ◆ Pb free product—RoHS compliant
- ◆ Low power consumption, High efficiency
- ◆ Reliable and rugged
- ◆ Long life – solid state reliability
- ◆ Viewing Angle: 120°

### Package Dimension



Part NO.	Lens Color	Source Color
SL-T0603GEC005-L40	Water Clear	Green

#### Notes:

1. All dimensions are in millimeters.
2. Tolerance is  $\pm 0.10\text{mm}$  unless otherwise noted

Parameter	MAX.	Unit
Power Dissipation	75	mW
Continuous Forward Current	25	mA
Peak Forward Current <sup>*2</sup>	60	mA
Reverse Voltage	5	V

Parameter	Symbol	Min.	Typ.	Max.	Unit	Test Condition
Luminous Intensity	IV	200	---	400	mcd	I <sub>F</sub> =5mA (Note 1)
	$\theta_{1/2}$	---	120	---	Deg.	(Note 2)
						I <sub>F</sub> =5mA
						I <sub>F</sub> =5mA
Spectral Line Half-Width		---	30	---	nm	---
Forward Voltage	V <sub>F</sub>	2.4	---	3.2	V	I <sub>F</sub> =5mA (Note 4)
Reverse Current	I <sub>R</sub>	---	---	10	μA	V <sub>R</sub> =5V



1. Luminous intensity is measured with a light sensor and filter combination that approximates the CIE eye-response curve. Tolerance of Luminous Intensity: ±15%.
2.  $\theta_{1/2}$  is the off-axis angle at which the luminous intensity is half the axial luminous intensity.
3. single wavelength which defines the color of the device. Tolerance of Dominant Wavelength: ±1.0nm.
4. Tolerance of Forward Voltage: ±0.1V.




-90°  
-75°  
-6

--	--	--	--

## Label Explanation

<b>LIGHT</b> Light Electronics CO., LTD.	
MODEL NAME: _____	 LOT NO. _____
QUANTITY: _____	
BIN: _____	
PACKING DATE: _____	
REMARKS: _____	

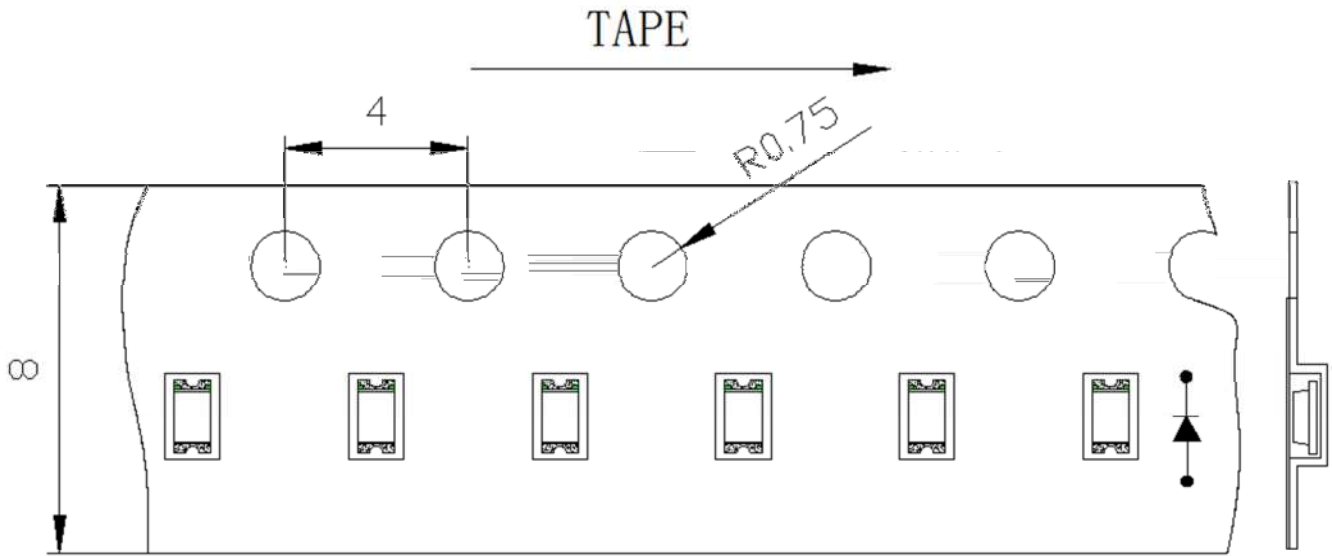
<b>LIGHT</b> Light Electronics CO., LTD.	
MODEL NAME: _____	 LOT NO. _____
QUANTITY: _____	
BIN: _____	
PACKING DATE: _____	
CUSTOMER P/N: _____	

## Reel Dimensions

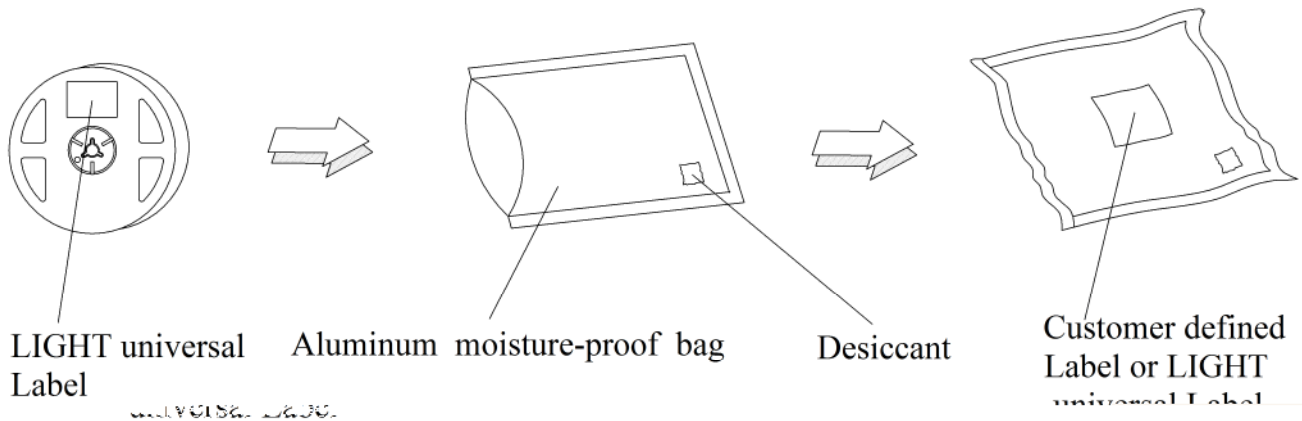
Tolerance unless mentioned is  $\pm 0.2\text{mm}$ ; Unit = mm

--	--	--	--

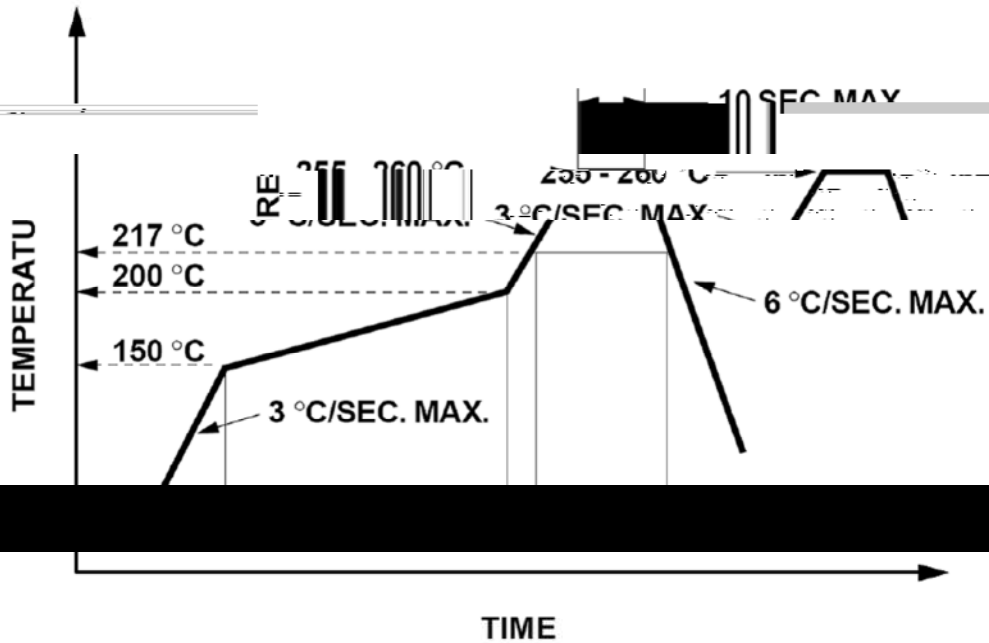
### Carrier Tape Specifications (Loaded Quantity: 4000pcs/reel)



### Moisture Resistant Packaging



## Suggest IR Reflow Condition For Lead Free



1. Reflow soldering should not be done more than two times.
2. When soldering, do not put stress on the LEDs during heating.

### Soldering iron...

1. When hand soldering, the temperature of the iron must less than 300 °C for 3 seconds.
2. The hand solder should be done only once.

### Repairing

Repair should not be done after the LEDs have been soldered. When repairing is unavoidable, a double-head soldering iron should be used (as below figure). It should be confirmed beforehand whether the characteristics of LEDs will or will not be damaged by repairing.

