

# **LG-ITR2C-191312**

## **DATA SHEET**

SPEC.NO. : SZ21101102  
DATE : 2021/10/11  
REV. : A/0

Approved By:

Checked By:

Prepared By:



**LIGHT**

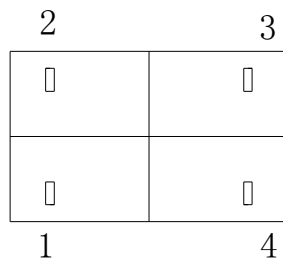
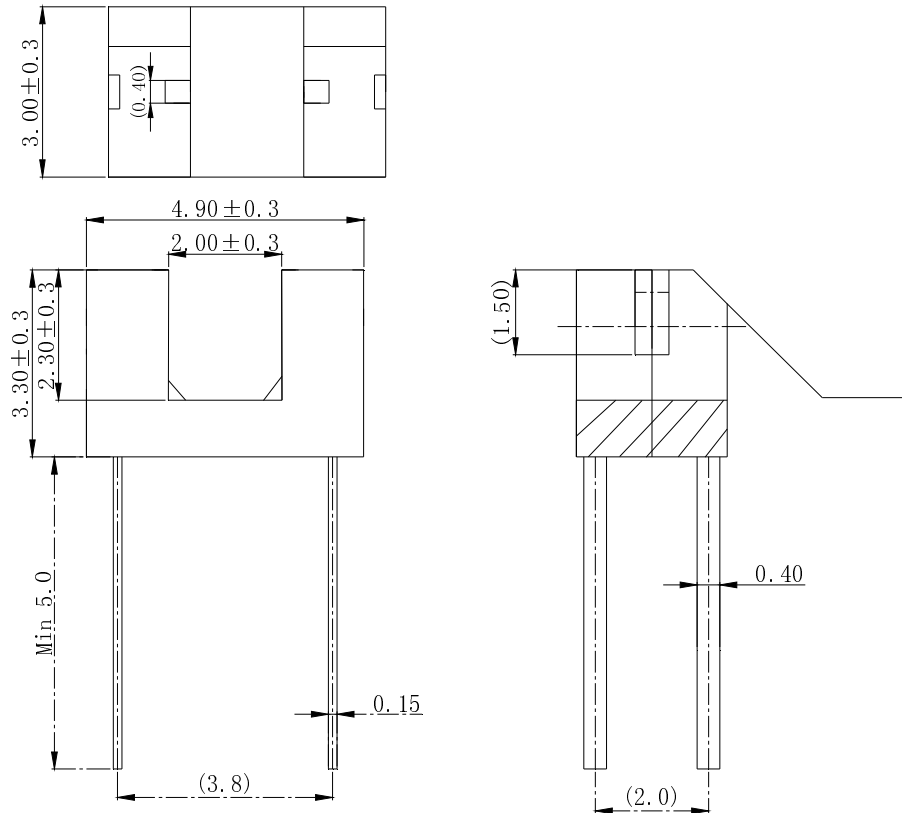
**LIGHT ELECTRONICS CO., LTD.**

---

---

---

## ■ Package Dimensions



1: Cathode  
 2: Anode  
 3: Collector  
 4: Emitter

### Notes:

1. All dimensions are in millimeters.
2. Tolerance is  $\pm 0.20$ mm unless otherwise noted.
3. Lead spacing is measured where the leads emerge from the package.

## Absolute Maximum Ratings (Ta=25°C)

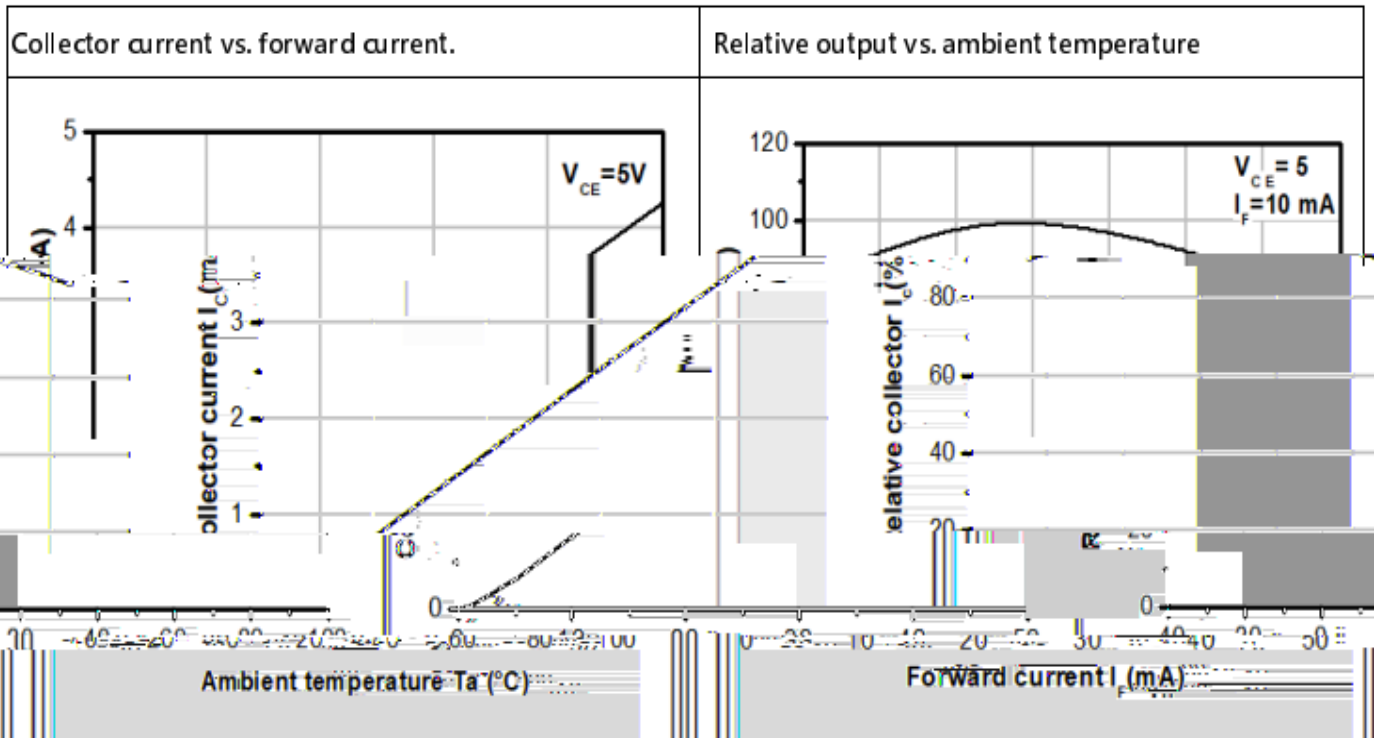
Parameter		Symbol Ratings	Unit	
Input	Power Dissipation at(or below) 25°C Free Air Temperature	Pd	75	mW
	Reverse Voltage	VR	5	V
	Forward Current	IF	30	mA
	Peak Forward Current (*1) Pulse width ≤ 100μs, Duty cycle=1%	IFP	300	mA
	Collector Power Dissipation	PC	75	mW
Output	Collector Current	IC	20	mA
	Collector-Emitter Voltage	B VCEO	70	V
	Emitter-Collector Voltage	B VECO	7	V
	Operating Temperature	Topr	-20~+65	°C
Storage Temperature	Tstg	-30~+70	°C	
Lead Soldering Temperature (*2) (1/16 inch form body for 5 seconds)	Tsol	260	°C	

(\*1)  $t_w=100 \mu\text{sec.}$ ,  $T=10 \text{ msec.}$  (\*2)  $t=5 \text{ Sec}$

## Electro-Optical Characteristics (Ta=25°C)

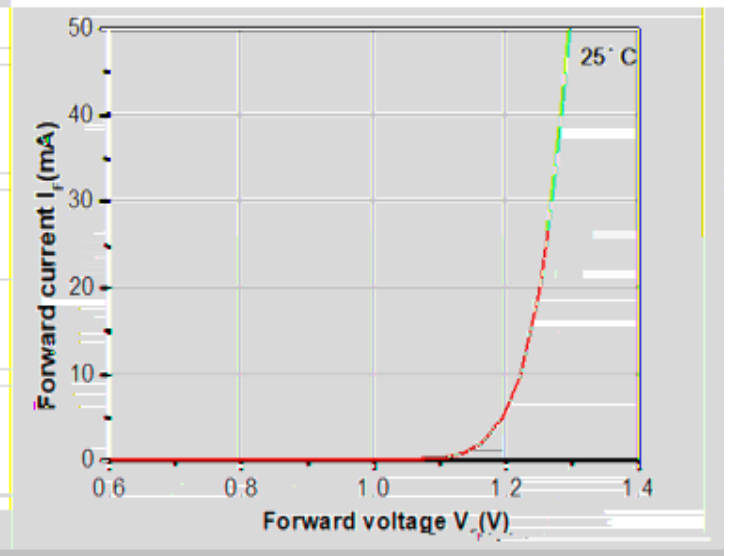
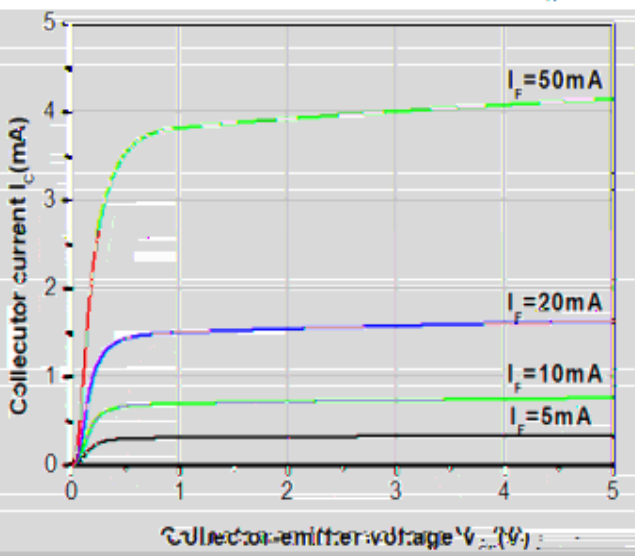
Parameter		Symbol	Min.	Typ.	Max.	Unit	Conditions
Input	Forward Voltage	VF	---	1.2	1.6	V	IF=20mA
	Reverse Current	IR	---	---	10	μA	VR=5V
	Peak Wavelength	P	---	940	---	nm	IF=20mA
Output	Dark C urrent	ICEO	---	---	100	nA	VCE=20V, Ee=0mW / cm2
	C-E Saturation Voltage	VCE(sat)	---	---	0.4	V	IC=2mA, Ee=1mW/cm2
Transfer Characteristics	Collect Current	IC(ON)	0.15	---	---	mA	VCE=5V IF=20mA
	Rise time	tr	---	15	---	μsec	VCE=5V IC=1mA RL=1K
	Fall time	tf	---	15	---	μsec	

**Typical Electrical/Optical/Characteristics Curves**



Collector current vs. collector-emitter voltage

Forward current vs. forward voltage



## ■ Typical Electrical/Optical/Characteristics Curves

